

# Energy performance certificate (EPC)

37, Harries Way Holmer Green HIGH WYCOMBE HP15 6UE	Energy rating <h1 style="font-size: 2em; margin: 0;">D</h1>	Valid until: <b>15 July 2023</b> <hr/> Certificate number: <b>9068-6047-6223-7867-1900</b>
-------------------------------------------------------------	----------------------------------------------------------------	-----------------------------------------------------------------------------------------------

Property type End-terrace house

Total floor area 83 square metres

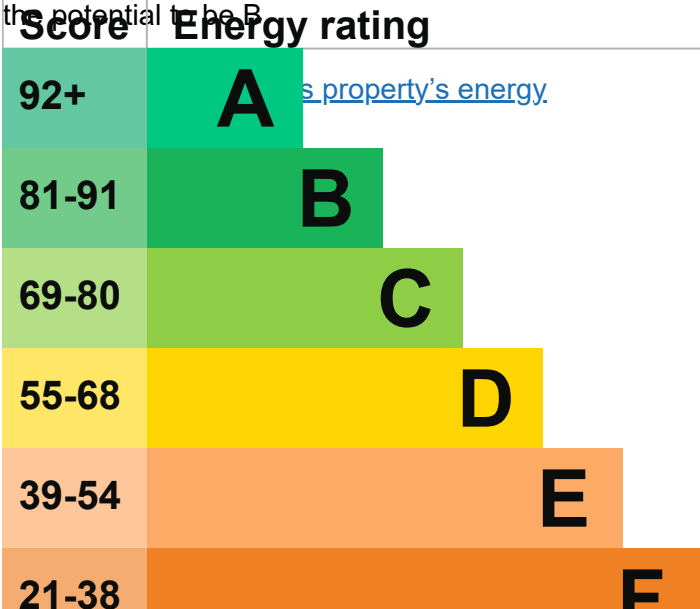
## Rules on letting this property

Properties can be let if they have an energy rating from A to E.

You can read [guidance for landlords on the regulations and exemptions](https://www.gov.uk/guidance/domestic-private-rented-property-minimum-energy-efficiency-standard-landlord-guidance) (<https://www.gov.uk/guidance/domestic-private-rented-property-minimum-energy-efficiency-standard-landlord-guidance>).

## Energy rating and score

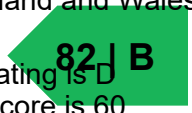
This property's current energy rating is D. It has the potential to be B.



The graph shows this property's current and potential energy rating.

Properties get a rating from A (best) to G (worst) and a score. The better the rating and score, the lower your energy bills are likely to be.

For properties in England and Wales:  
 the average energy rating is D  
 the average energy score is 60



## Breakdown of property's energy performance

This section shows the energy performance for features of this property. The assessment does not consider the condition of a feature and how well it is working.

Each feature is assessed as one of the following:

- very good (most efficient)
- good
- average
- poor
- very poor (least efficient)

When the description says “assumed”, it means that the feature could not be inspected and an assumption has been made based on the property's age and type.

Feature	Description	Rating
Wall	Cavity wall, filled cavity	Good
Wall	Cavity wall, as built, no insulation (assumed)	Poor
Roof	Pitched, 100 mm loft insulation	Average
Window	Fully double glazed	Good
Main heating	Boiler and radiators, mains gas	Good
Main heating control	Programmer, room thermostat and TRVs	Good
Hot water	From main system	Good
Lighting	Low energy lighting in 64% of fixed outlets	Good
Floor	Solid, no insulation (assumed)	N/A
Secondary heating	Room heaters, electric	N/A

### Primary energy use

The primary energy use for this property per year is 211 kilowatt hours per square metre (kWh/m<sup>2</sup>).

### Environmental impact of this property

This property's current environmental impact rating is D. It has the potential to be B.

Properties get a rating from A (best) to G (worst) on how much carbon dioxide (CO<sub>2</sub>) they produce each year. CO<sub>2</sub> harms the environment.

An average household produces 6 tonnes of CO<sub>2</sub>

This property produces 3.3 tonnes of CO<sub>2</sub>

This property's potential 1.4 tonnes of CO<sub>2</sub> production

You could improve this property's CO<sub>2</sub> emissions by making the suggested changes. This will help to protect the environment.

Environmental impact ratings are based on assumptions about average occupancy and energy use. They may not reflect how energy is consumed by the people living at the property.

### Improve this property's energy rating

Step	Typical installation cost	Typical yearly saving
1. Increase loft insulation to 270 mm	£100 - £350	£24
2. Floor insulation	£800 - £1,200	£53
3. Low energy lighting	£20	£14
4. Condensing boiler	£2,200 - £3,000	£62
5. Solar water heating	£4,000 - £6,000	£36
6. Solar photovoltaic panels	£9,000 - £14,000	£243

## Paying for energy improvements

You might be able to get a grant from the [Boiler Upgrade Scheme \(https://www.gov.uk/apply-boiler-upgrade-scheme\)](https://www.gov.uk/apply-boiler-upgrade-scheme). This will help you buy a more efficient, low carbon heating system for this property.

## Estimated energy use and potential savings

Based on average energy costs when this EPC was created:

Estimated yearly energy cost for this property	£791
------------------------------------------------	------

Potential saving if you complete every step in order	£189
------------------------------------------------------	------

The estimated cost shows how much the average household would spend in this property for heating, lighting and hot water. It is not based on how energy is used by the people living at the property.

## Heating use in this property

Heating a property usually makes up the majority of energy costs.

## Estimated energy used to heat this property

Type of heating	Estimated energy used
Space heating	7885 kWh per year

Water heating	2766 kWh per year
---------------	-------------------

## Potential energy savings by installing insulation

Type of insulation	Amount of energy saved
Loft insulation	424 kWh per year

## Saving energy in this property

Find ways to save energy in your home by visiting [www.gov.uk/improve-energy-efficiency](https://www.gov.uk/improve-energy-efficiency).

## Contacting the assessor and accreditation scheme

This EPC was created by a qualified energy assessor.

If you are unhappy about your property's energy assessment or certificate, you can complain to the assessor directly.

If you are still unhappy after contacting the assessor, you should contact the assessor's accreditation scheme.

Accreditation schemes are appointed by the government to ensure that assessors are qualified to carry out EPC assessments.

### Assessor contact details

Assessor's name

Ramon Burgos

Telephone

07830105033 

Email

[e-surveys@hotmail.co.uk](mailto:e-surveys@hotmail.co.uk)

### Accreditation scheme contact details


Accreditation scheme

NHER

Assessor ID

SAVA005923

Telephone

01455 883 250 

Email

[enquiries@elmhurstenergy.co.uk](mailto:enquiries@elmhurstenergy.co.uk)

### Assessment details

Assessor's declaration

No related party

Date of assessment

16 July 2013

Date of certificate

16 July 2013

Type of assessment

[RdSAP](#)

---